

# Triangle and Choker Web Slings

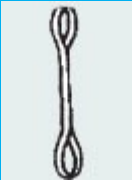


TYPE 1 - TRIANGLE / CHOKER



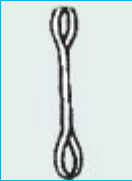


TYPE 2 - TRIANGLE / TRIANGLE



## Triangle/Choker Web Sling Heavy Duty – 900 Webbing

WIDTH	ID CODE	PLY	RATED CAPACITY	RATED CAPACITY	RATED CAPACITY	WEIGHT IN LBS. (5 FT BASE)	WEIGHT IN LBS. (ADD PER FT)
			IN POUNDS VERTICAL	IN POUNDS CHOKER	IN POUNDS BASKET		
2"	92TC1	1				4.08	.12
3"	93TC1	1	3200	2500	6400	6.67	.18
4"	94TC1	1	4800	3800	9600	9.44	.22
6"	96TC1	1	6400	5100	12800	15.18	.33
2"	92TC2	2	9600	7600	19200	4.61	.21
3"	93TC2	2	6400	5000	12800	7.40	.36
4"	94TC2	2	8900	7100	17800	10.33	.44
6"	96TC2	2	11200	9000	22400	15.90	.66

## Triangle/Choker Web Sling Medium Duty – 600 Webbing

WIDTH	ID CODE	PLY	RATED CAPACITY	RATED CAPACITY	RATED CAPACITY	WEIGHT IN LBS. (5 FT BASE)	WEIGHT IN LBS. (ADD PER FT)
			IN POUNDS VERTICAL	IN POUNDS CHOKER	IN POUNDS BASKET		
2"	62TC1	1				3.96	.08
3"	63TC1	1	2400	1900	4800	6.18	.15
4"	64TC1	1	3600	2700	7200	8.87	.18
6"	66TC1	1	4800	3600	9600	14.47	.25
2"	62TC2	2	7200	5400	14400	4.10	.16
3"	63TC2	2	4800	3800	9600	6.76	.30
4"	64TC2	2	6500	4900	13000	9.44	.36
6"	66TC2	2	8600	6500	17200	14.88	.50